



HD-2 / HD-4 / HD-6

HOT DISPLAY UNIT

USER MANUAL

CONTENTS

- 1- GENERAL INFORMATION**
- 2- PRODUCT INTRODUCTION**
- 3- TECHNICAL SPECIFICATIONS**
- 4- PRODUCT IMAGE / DIAGRAM**
- 5- TRANSPORTATION AND STORAGE CONDITIONS**
- 6- UNPACKING THE PACKAGE**
- 7- PRE-INSTALLATION INFORMATION**
- 8- INSTALLATION AND USAGE**
 - 8.1-ADDING WATER**
 - 8.2-TEMPERATURE CONTROL**
 - 8.3-PANEL USAGE**
 - 8.4-CHANGING HALOGEN BULBS**
- 9- SPARE PART LIST**
- 10- HD-2 ELECTRICAL DIAGRAM**
- 11- HD-4 ELECTRICAL DIAGRAM**
- 12- HD-6 ELECTRICAL DIAGRAM**
- 13- WARRANTY CERTIFICATE AND TERMS**

DEAR USER,

AS MAKFRY FAMILY, WE THANK YOU FOR CHOOSING OUR DEVICE AND FOR YOUR TRUST IN OUR COMPANY. WE IMPORTANTLY REMEMBER YOU TO READ THE INSTRUCTIONS AND INFORMATION IN THE USER MANUAL CAREFULLY AND HAVE YOUR USERS READ IT IN ORDER TO GET THE PRODUCT SUITABLE FOR YOUR EXPECTATIONS AND TO USE IT FOR A LONG-TERM.

THE INFORMATION REGARDING THE INSTALLATION, USAGE AND MAINTENANCE OF THE PRODUCT YOU HAVE PURCHASED IS INCLUDED IN THE USER'S MANUAL.

PLEASE READ THE USER MANUAL CAREFULLY BEFORE INSTALLING YOUR DEVICE. THE CONNECTION NETWORK MUST BE PREPARED BY AUTHORIZED PERSONNEL IN ACCORDANCE WITH THE LEGAL REGULATIONS. IF THE MAINS VOLTAGE TO THE ELECTRICAL CONNECTION OF YOUR DEVICE IS NOT IN SUITABLE CONDITIONS, THE VOLTAGE OVER THE DEVICE'S CAPACITY WILL CAUSE FAILURE AND YOUR DEVICE WILL BE OUT OF THE SCOPE OF WARRANTY.

1- GENERAL INFORMATION

THIS USER'S MANUAL CONTAINS INFORMATION ABOUT MAKFRY HD-2 / HD-4 / HD-6 INSTRUCTIONS FOR USE, REQUIREMENTS AND COVERAGE OF WARRANTY.

CAREFULLY READ ALL INSTRUCTIONS AND WARNINGS IN THE USER'S MANUAL. THIS USER'S MANUAL CONTAINS IMPORTANT INFORMATION ABOUT THE SAFE INSTALLATION, USE AND MAINTENANCE OF YOUR PRODUCT.

THE MANUFACTURER CANNOT BE RESPONSIBLE FOR DAMAGES TO HUMAN, ENVIRONMENT OR OTHER MATERIALS ARISING FROM PRINTING OR TRANSLATION OF THE USER'S MANUAL. INCIDENTAL DAMAGE TO YOUR PRODUCT, NEGLIGENCE, DAMAGE DUE TO FAILURE TO FOLLOW INSTRUCTIONS AND REGULATIONS OR WRONG CONNECTIONS AND UNAUTHORIZED INTERFERENCE TO THE PRODUCT SHALL EXCEED THE PRODUCT WARRANTY PROCESS.

KEEP THIS USER MANUAL IN AN EASY ACCESS PLACE FOR USE IF NEEDED.

2- PRODUCT INTRODUCTION

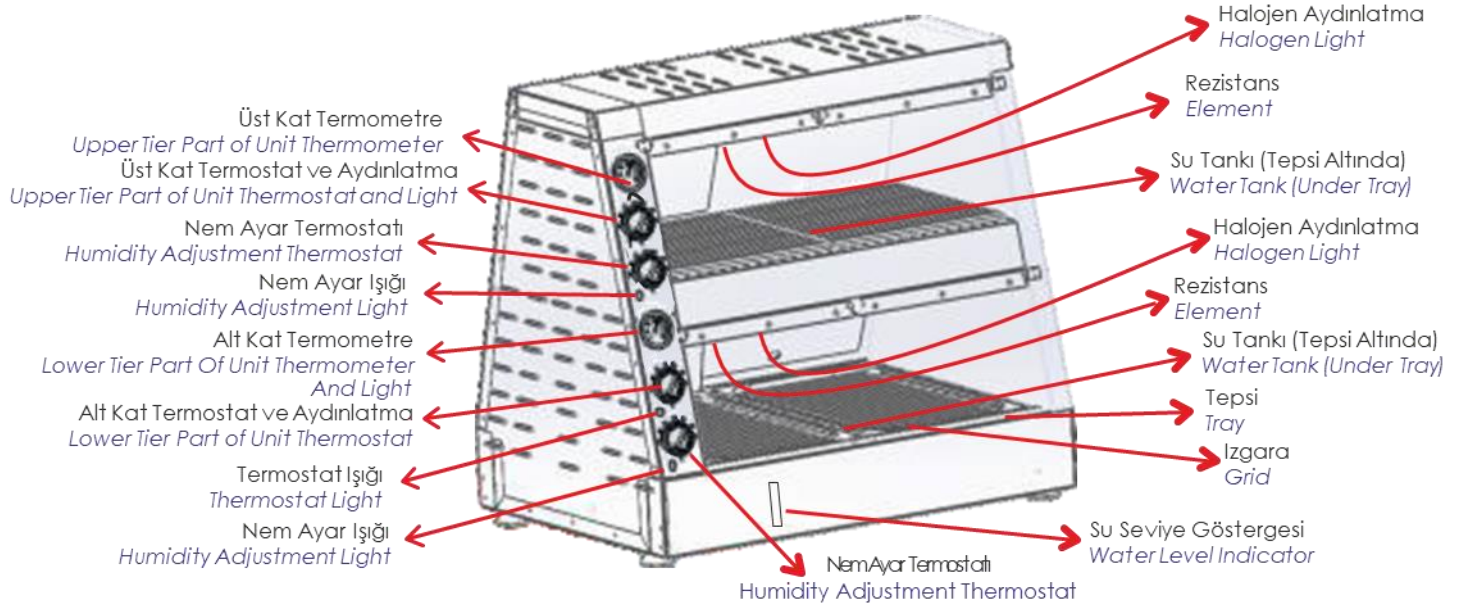
MAKFRY HD-2 / HD-4 / HD-6 HOT DISPLAY UNITS ARE DESIGNED TO BE USED IN INDUSTRIAL KITCHENS AND IT IS RECOMMENDED FOR USE BY PROFESSIONAL USERS.

3- TECHNICAL SPECIFICATIONS



MODEL	HD-2	HD-4	HD-6
DIMENSION	WIDTH:860 MM DEPTH:610 MM HEIGHT: 500 MM	WIDTH:840 MM DEPTH:610 MM HEIGHT: 820 MM	WIDTH:1200 MM DEPTH:610 MM HEIGHT: 820 MM
ENERGY	220-240 V 1,6 kW 50-60HZ	220-240 V 3,2 kW 50-60HZ	220-240 V 3,6 kW 50-60HZ
WEIGHT	46 KG (GROSS)	76 KG (GROSS)	100 KG (GROSS)
CAPACITY	10 KG	20 KG	30 KG

4- PRODUCT IMAGE/DIAGRAM



5- TRANSPORTATION AND STORAGE CONDITIONS

THE PRODUCT IS SPECIALLY PACKED AND SHIPPED IN A FORM. CARRY THE PRODUCT WITH THE FORKLIFT FEET INSTALLED UNDER THE PALLET. IF THE TRANSPORT DISTANCE IS FAR, IT MUST BE MOVED SLOWLY AND SUPPORTED BY AN ADDITIONAL PERSON TO AVOID LOSS OF BALANCE. DO NOT KNOW OR DROP THE PRODUCT WHEN CARRYING IT. IF THE PRODUCT IS TO BE STORED WITHOUT USING, IT SHOULD BE STORED WITHOUT OPENING ITS PACKAGING AND CASE. IF THE PRODUCT IS TO BE USED AND STORED AGAIN, IT MUST BE PROTECTED BY CLEANING AND PACKAGING

6- UNPACKING THE PACKAGE

CHECK THAT THE PRODUCT IS NOT DAMAGED DURING SHIPPING. CHECK THAT THE PARTS OF THE PRODUCT ARRIVES COMPLETELY.

PARTS IN CONTACT WITH FOOD ARE MADE OF STAINLESS STEEL. PLASTIC PARTS IN CONTACT WITH FOOD ARE MANUFACTURED ACCORDING TO FOOD REGULATIONS. ALL PLASTIC PARTS ARE MARKED WITH THE MATERIAL SYMBOL.

DISPOSE THE PACKAGING MATERIALS OF THE PRODUCT AFTER INSTALLATION ACCORDING TO THE SAFETY AND ENVIRONMENTAL CONDITIONS AND ACCORDING TO THE REGULATIONS OF THE COUNTRY YOU ARE IN. TAKE THE RECYCLABLE MATERIAL (FOIL, CARTON, STYROFOAM, ETC.) INTO THE RELEVANT RECYCLING BOXES. WHEN DISPOSAL OF ANY ELECTRICAL EQUIPMENT, MAKE IT UNUSABLE BY CUTTING THE CABLE.

7- PRE-INSTALLATION INFORMATION

INSTALLATION MUST BE DONE BY AN AUTHORIZED TECHNICIAN ACCORDING TO THE INSTRUCTIONS AND REGULATIONS. OUR COMPANY CANNOT BE LIABLE FOR ANY DAMAGES DUE TO INCORRECT INSTALLATION.

IF THE PRODUCT FAILS, TURN OFF THE PRODUCT. ONLY A SERVICE AUTHORIZED BY THE MANUFACTURER MUST PROVIDE THE PRODUCT.

FAULTS MUST BE REPLACED WITH ORIGINAL SPARE PARTS. THE PARTS LIST IS ALSO STATED IN THE BOOKLET.

THE FLOOR ON THE PRODUCT MUST BE FLAT. NECESSARY PRECAUTIONS MUST BE TAKEN AGAINST THE RISKS OF THE PRODUCT TO TURNOVER.

THE PRODUCT MUST BE CONNECTED TO THE MAIN NETWORK BY AN AUTHORIZED ELECTRICAL TECHNICIAN ONLY IN ACCORDANCE WITH THE LAW AND REGULATIONS. MAKE SURE THAT THE POWER FROM THE MAIN NETWORK WILL MATCH THE POWER OF THE PRODUCT. MAKE THE GROUND CONNECTION OF THE PRODUCT ACCORDING TO THE STANDARDS AND SAFETY RULES. GROUNDING OF THE PRODUCT MUST BE CONNECTED TO THE EARTH LINE ON THE NEAREST PANEL OF THE ELECTRICAL INSTALLATION. THE PRODUCT ELECTRICAL CONNECTION, MAIN FUSE AND LEAKAGE FUSE MUST COMPLY WITH THE APPLICABLE REGULATIONS AND RULES.

8- INSTALLATION AND USAGE

8.1- ADDING WATER

BEFORE CONNECTING YOUR HOT DISPLAY UNIT TO ELECTRICITY, MAKE SURE YOU HAVE A PROPER INSTALLATION ACCORDING TO THE POWER VALUES WRITTEN ON THE MACHINE BY A LICENSED ELECTRICIAN.

AFTER PLACING YOUR MACHINE ON THE COUNTER/FLOOR WHERE IT WILL OPERATE, WATER SHOULD BE ADDED TO THE WATER TANK(S) / TANK (DEPENDING ON WHETHER THE MACHINE IS SINGLE OR DOUBLE DECK) FOR IT TO BE ABLE TO CONTROL HUMIDITY.

YOU CAN ADD WATER THROUGH THE HOLES IN THE PERFORATED 'V' PLATE (STEAM DIRECTION PLATE) ON THE TRAY BOTTOMS. ADD WATER SLOWLY TO AVOID OVERFLOW. IF ADDED QUICKLY, THE OVERFLOWING WATER WILL FLOW OUT FROM UNDER THE MACHINE AND WILL BE SEEN AS A LEAK. THE HOLES IN THE PERFORATED PLATE (STEAM DIRECTION PLATE) SHOULD BE FILLED WITH WATER TO STAY BELOW THE WATER LEVEL. IN OTHER WORDS, THE WATER TANK CAN BE FILLED UP TO 1 CM FROM THE TOP OF ITS MOUTH. IT IS RECOMMENDED TO CHECK THE WATER LEVEL EVERY DAY ACCORDING TO USAGE TO AVOID LEAVING THE TANK EMPTY. THE RESISTOR THAT CONTROLS HUMIDITY REQUIRES WATER, SO IT WILL MALFUNCTION WHEN IT RUNS OUT OF WATER.



AFTER PLUGGING IN YOUR MACHINE TO AN APPROPRIATE ELECTRICAL OUTLET ACCORDING TO ITS TECHNICAL SPECIFICATIONS AND FILLING THE WATER TRAYS/DRAWER AS DESCRIBED ABOVE, YOUR MACHINE IS READY TO OPERATE.

8.2- TEMPERATURE CONTROL:

THE IDEAL HOLDING TEMPERATURE FOR COOKED PRODUCTS IS +65 °C. AT THIS TEMPERATURE, YOUR PRODUCTS CAN MAINTAIN THEIR FRESHNESS AND HEAT FOR APPROXIMATELY 2 HOURS. TO ACHIEVE THIS, SIMPLY INCREASE THE HEAT CONTROL KNOB GRADUALLY UNTIL THE TEMPERATURE ON THE THERMOMETER REACHES +65 °C. ONCE THE THERMOMETER SHOWS +65 °C, THE SETTING (NUMBER) INDICATED BY THE HEAT CONTROL KNOB IS THE ONE YOU WILL USE CONTINUOUSLY. DEPENDING ON SEASONAL CHANGES AND AMBIENT TEMPERATURE, THIS SETTING MAY VARY. THE YELLOW SIGNAL LIGHT LOCATED NEXT TO THE HEAT CONTROL KNOB INDICATES WHETHER THE HEATING ELEMENT IS ON OR OFF. IF THE YELLOW LIGHT IS ON, IT MEANS THE HEATING ELEMENT IS ON AND HEATING UP THE AREA WHERE THE PRODUCTS ARE LOCATED. WHEN YOU INCREASE THE HEAT CONTROL KNOB BY 1 LEVEL, THE AMBIENT LIGHTING WILL TURN ON WITH A "CLICK" SOUND. EACH SUBSEQUENT INCREASE IN THE HEAT CONTROL KNOB WILL RAISE THE AMBIENT TEMPERATURE.

UNDER NORMAL OPERATING CONDITIONS, WITHOUT ANY EXTRA HUMIDITY, THE PRODUCTS IN YOUR UNIT CAN BE KEPT WITHOUT DRYING OUT FOR UP TO 2 HOURS THANKS TO THE MOISTURE FROM THE PRODUCTS THEMSELVES AND THE WARM ENVIRONMENT. HOWEVER, IN CASES WHERE THE COVERS ARE NOT OPENED FOR A LONG TIME OR IN OTHER SIMILAR SITUATIONS, IF YOU NOTICE THAT YOUR PRODUCTS ARE STARTING TO DRY OUT, YOU CAN INCREASE THE "HUMIDITY CONTROL" KNOB GRADUALLY BY 1 LEVEL AT A TIME TO PROVIDE THE NECESSARY EXTRA HUMIDITY. THE LESS

HUMIDITY YOU SET WITH THIS KNOB, THE LESS WATER YOU WILL NEED TO USE. THIS MEANS THAT THE FREQUENCY AT WHICH YOU NEED TO CHECK AND REFILL THE WATER LEVEL WILL DECREASE ACCORDINGLY. THE YELLOW SIGNAL LIGHT NEXT TO THIS KNOB INDICATES THAT THE HEATING ELEMENT RESPONSIBLE FOR CONTROLLING THE HUMIDITY IS ON.

8.3-PANEL USAGE:



THE THERMOMETER SHOWS THE TEMPERATURE OF THE MACHINE

THE TEMPERATURE SETTING THERMOSTAT IS USED FOR BOTH AMBIENT LIGHTING AND AMBIENT TEMPERATURE. WHEN IT IS TURNED 1 STEP LEFT TO RIGHT FROM 0 POSITION, THE LIGHTING TURNS ON. WHEN YOU CONTINUE TO TURN, YOU SET THE TEMPERATURE. IDEAL TEMPERATURE IS 65 °C.

HUMIDITY SETTING THERMOSTAT ACCORDING TO THE DRYNESS OF THE PRODUCT INSIDE THE MACHINE; IT IS ADJUSTED TO THE DESIRED TEMPERATURE BY TURNING IT FROM LEFT TO RIGHT OR RIGHT TO LEFT.


WHEN THE RESISTANCE LIGHT LIGHT IS ON, IT MEANS ITS RESISTANCE IS ON.

ALWAYS CHECK THE WATER LEVEL INSIDE THE MACHINE.

**RECOMMENDED COOKED PRODUCT STORAGE TEMPERATURE IS
65 °C**

8.4 - HALOGEN BULB REPLACEMENT:

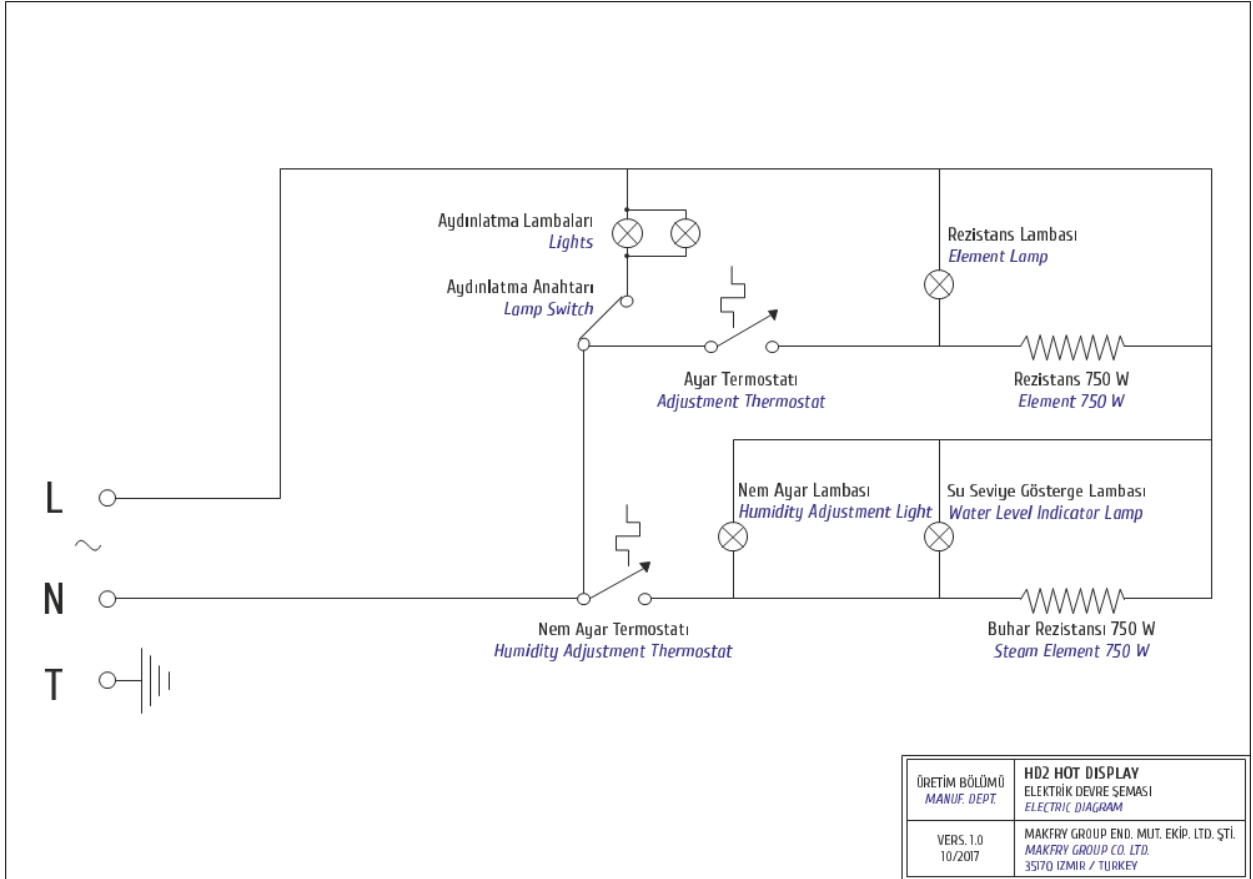
In case of a malfunction of the halogen lamp, please contact our technical support team for halogen lamp replacement or procurement



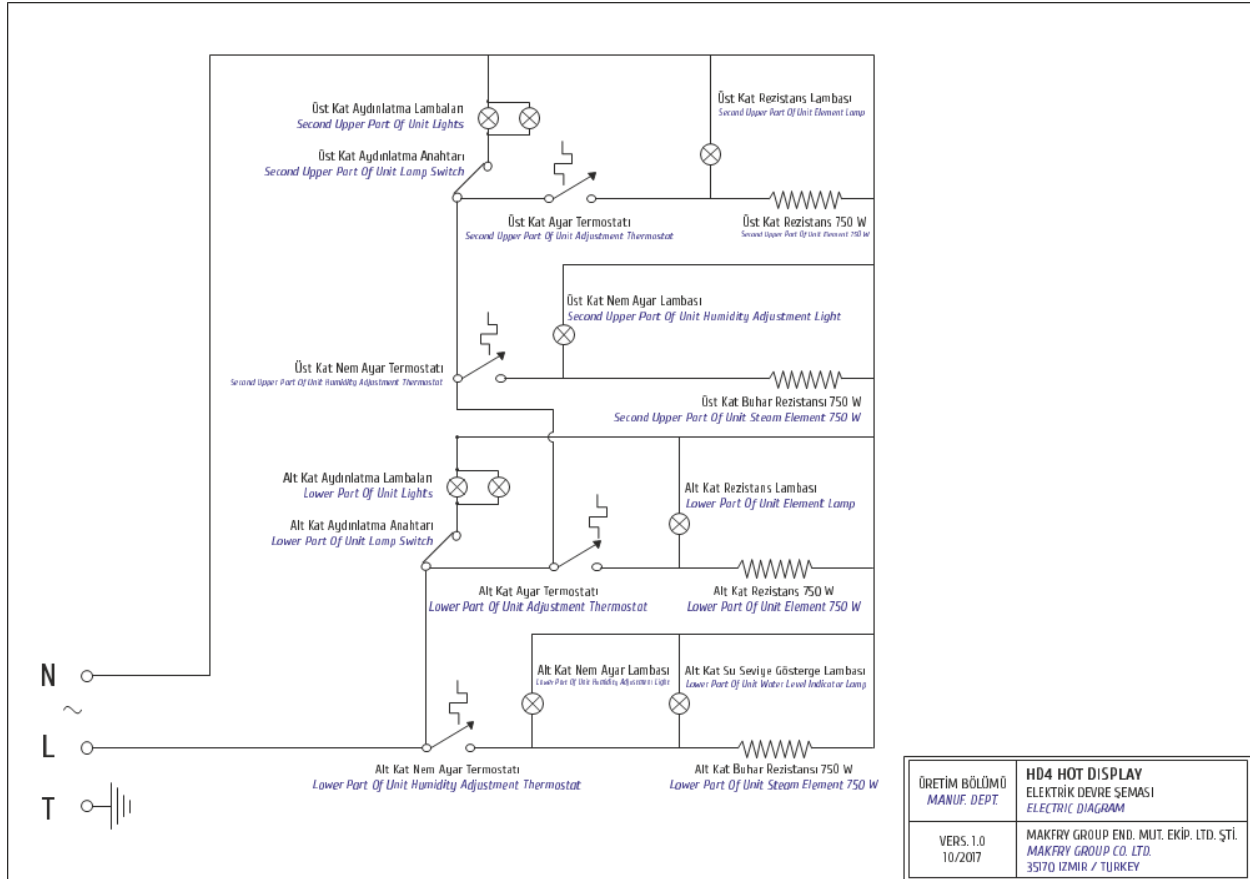
9- SPARE PART LIST

1	TERMOSTAT 30-90	14	
2	SIGNAL LAMP	15	
3	HALOGEN LAMP SOCKET	16	
4	TERMOMETER 0-120 °C	17	
5	GASTRONOM CONTAINER 1-1X20	18	
6	GASTRONOM CONTAINER GRILL 1-1X20	19	
7	POLYCARBON GLASS HD2 – HD4	20	
8	POLYCARBON GLASS HD6	21	
9	RESISTANCE (DRY TYPE)	22	
10	RESISTANCE (WET TYPE)	23	
11	M10 BORING FEET AYAK	24	
12	POWER SWITCH	25	
13	HALOGEN LAMP 100 W	26	

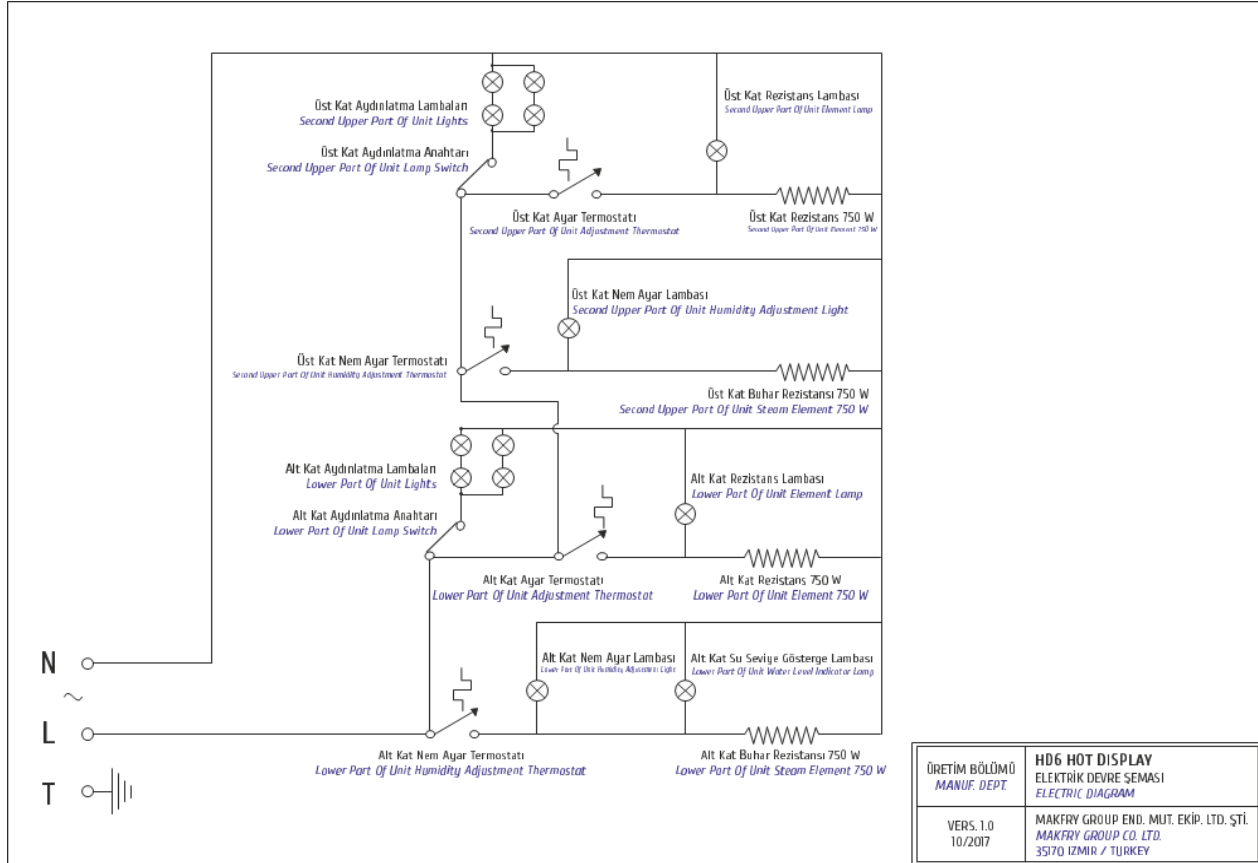
10- HD-2 ELECTRICAL DIAGRAM



11- HD-4 ELECTRICAL DIAGRAM



12- HD-6 ELECTRICAL DIAGRAM



ÜRETİM BÖLÜMÜ MANUF. DEPT.	HD6 HOT DISPLAY ELEKTRİK DEVRE SEMASI ELECTRIC DIAGRAM
VERS. 1.0 10/2017	MAKFRY GROUP END. MUT. EKİP. LTD. ŞTİ. MAKFRY GROUP CO. LTD. 35170 IZMİR / TÜRKİYE

13- WARRANTY CERTIFICATE AND TERMS

AS MAKFRY FAMILY, THANK YOU FOR CHOOSING OUR PRODUCTS. WARRANTY DOCUMENT MUST BE KEPT DURING THE WARRANTY PROCESS. IF THE DOCUMENT IS LOST, A SECOND DOCUMENT WILL NOT BE GIVEN TO THE CUSTOMER AND THIS DOCUMENT MUST BE SHOWED WHEN THE CUSTOMER REQUIRES WARRANTY REPAIR. OTHERWISE, REPAIR IS CHARGED. IF THE WARRANTY DOCUMENT IS UNCLEAR, MAKFRY MAY ALSO REQUEST A CERTIFICATE OF PURCHASE.

- 1- THE WARRANTY PROCESS STARTS FROM DELIVERY DATE TO THE CONSUMER AND IS 2 YEARS. DIGITAL PANEL IS 1 YEAR, RESISTANCES ARE 6 MONTHS.
- 2- IF THE GOODS FAILS WITHIN THE WARRANTY PERIOD, THE PERIOD IN REPAIR IS ADDED TO THE WARRANTY PERIOD. THE REPAIR TIME OF THE GOODS IS A MAXIMUM 30 BUSINESS DAYS.
- 3- MAINTENANCE AND REPAIR MUST BE DONE BY AUTHORIZED BY MAKFRY. OTHER INTERVENTIONS, THE GOODS WILL BE OUT OF THE SCOPE OF WARRANTY.
- 4- IF DEFECTIVE MATERIAL AND/OR WORKMANSHIP CAUSES FAILURE DURING THE WARRANTY PERIOD, MAKFRY WILL MAKE THE NECESSARY ARRANGEMENTS AT ITS OWN EXPENSE, AND ITS ANY DAMAGES UNDER THE SCOPE OF THE WARRANTY.
- 5- WARRANTY DOES NOT COVER CONSEQUENTIAL DAMAGES, INCLUDING LOSS OF BUSINESS OR INFORMATION, AND DOES NOT APPLY TO THE FOLLOWING CASES:
 - IF THE GOODS IS USED AGAINST THE METHODS OR CONDITIONS STATED IN THE PROMOTION AND USER'S GUIDE OR APPENDIX,
 - IF IT IS DETERMINED THAT THE GOODS WAS PREVIOUSLY REPAIRED OR OPENED BY NON-AUTHORIZED PERSONS AND/OR REPAIR WORKSHOPS,
 - IF THE GOOD IS USED WITH UNAPPROPRIATE VOLTAGE OR WITH FAULTY ELECTRICAL INSTALLATION WITHOUT THE KNOWLEDGE OF AUTHORIZED SERVICES DETERMINED BY MAKFRY.

- IF THE SERIAL NUMBER OF THE GOODS IS DAMAGED OR DISASSEMBLED, ANY MODIFICATION IS MADE TO THE WARRANTY DOCUMENT OR PURCHASE DOCUMENTS, OR THE DOCUMENTS HAVE BEEN ILLEGAL,
 - IF FAULT OR DAMAGE OCCURRED DURING SHIPPING, WHICH IS NOT MAKFRY'S RESPONSIBILITY,
 - IF THE EXTERIOR SURFACES OF THE GOODS ARE DAMAGED WITHIN THE CONSUMER RESPONSIBILITY,
 - IN CASE OF FAULTS CAUSED BY ACCESSORIES OR OTHER DEVICES THAT CAN BE USED WITH THE PRODUCT AND PURCHASED FROM A PLACE OUTSIDE OF OUR COMPANY OR OUR AUTHORIZED SERVICES,
 - IN CASE OF FAILURES AND DAMAGES CAUSED BY NATURAL DISASTERS SUCH AS FIRE, LIGHTNING, FLOOD, EARTHQUAKE ETC,
 - IF THE ELECTRONIC PARTS OF THE GOODS ARE DAMAGED DUE TO LIQUID CONTACT WITH THE CONSUMER'S RESPONSIBILITY,
 - THE WARRANTY DOES NOT COVER ANY WEAR PRODUCTS AND/OR PRODUCT PARTS MADE OF ACCESSORIES OR GLASS, WHICH CAN BE CONSIDERED AS CONSUMABLES BY NATURE,
 - IF THE FAILURE IS CAUSED BY ERRORS OR MISUSE OF THE PRODUCT OR ENVIRONMENTAL CONDITIONS THAT DO NOT FOLLOW THE RECOMMENDED CONDITIONS OF USE OF THE PRODUCT,
 - THE WARRANTY IS FOR CORROSION, DEFORMATIONS AND DAMAGES OCCURRING IN ESPECIALLY ELECTRICAL COMPONENTS ARISING FROM OPERATION OF THE DEVICE IN ACIDIC OR HUMID ENVIRONMENTS.
 - IN TSE OR CE CERTIFIED PRODUCTS USED, EXCEPT MAKFRY SPECIAL PRODUCTION ON THE GOODS.
- 6- TRANSPORTATION COSTS OF MAKFRY AUTHORIZED SERVICE PERSONNEL IN THE REPAIR PROCESS TO BE DONE WHERE THE GOODS ARE AVAILABLE, WITH ON-SITE SERVICE. ACCORDING TO THE AUTHORIZED SERVICE DETECTION, THE REPLACEMENT/REPAIR OF THE WARRANTY WILL BE MADE WITH OR FREE OF CHARGE.
- 7- İZMİR COURTS AND EXECUTION OFFICES ARE AUTHORIZED IN CASE OF CONFLICT OF SCOPE OF WARRANTY.

MODEL	
SERIAL NUMBER	
WARRANTY PERIOD	
WARRANTY PROCESS START	



ADDRESS: GÖKDERE CADDESİ NO:27/A
35040 - GÖKDERE / BORNOVA/ İZMİR

CONTACT: +90 232 207 21 51

E-MAIL: INFO@MAKFRY.COM

STAMP - SIGNATURE